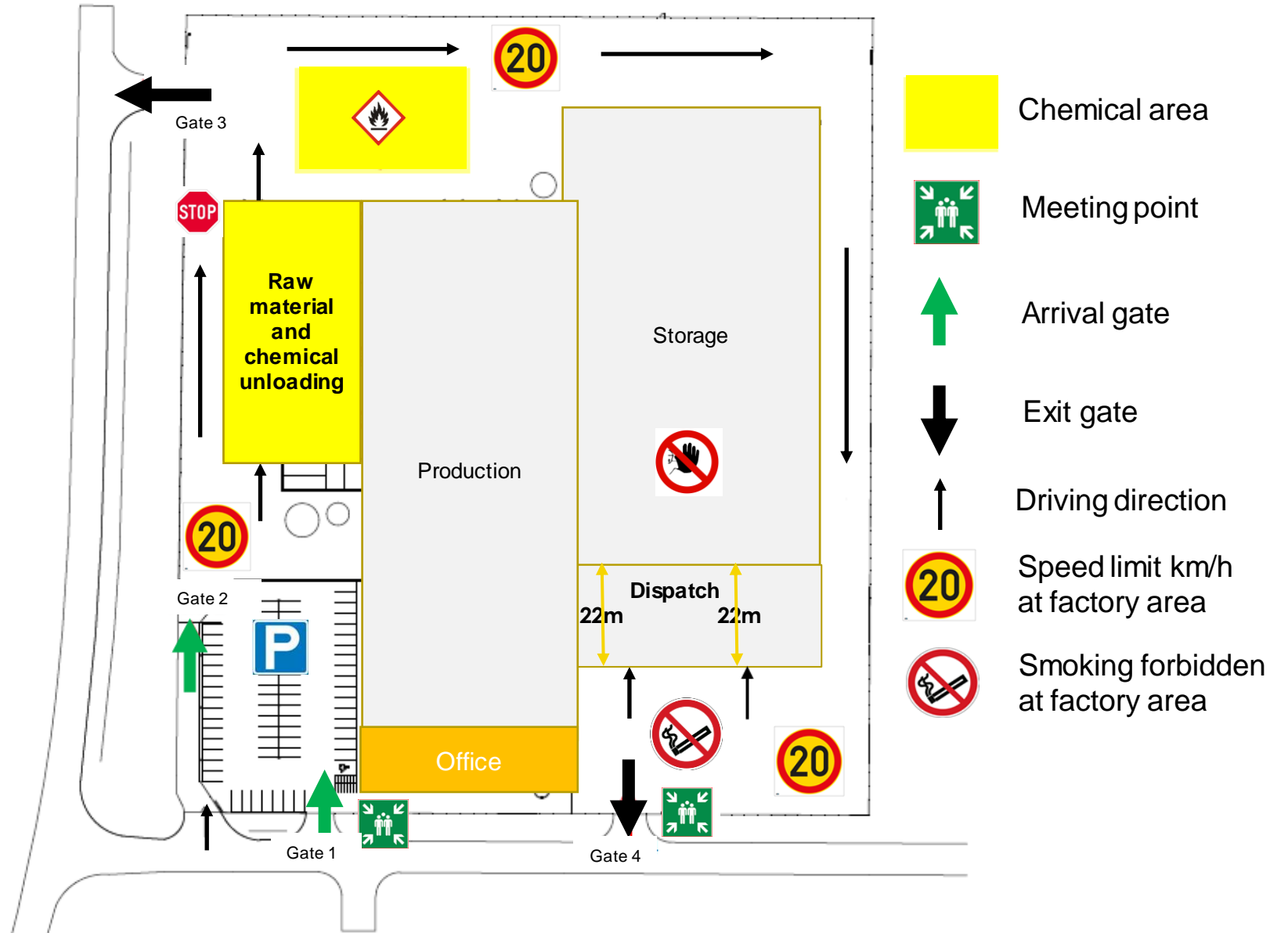




WELCOME TO RECTICEL INSULATION MÄNTSÄLÄ FACTORY

Guide map for drivers



Driving in the factory area

- Drive following the black arrow direction in the guide map ↑
- Speed limit **20 km/h**
- Follow traffic signs 
- **Green arrow** for arrival gates: ↑
- **GATE 1:** Office parking 
- **GATE 2:** Unloading or collection (the bell for the gate opening on the right side)



Driving in the factory area

- **Black arrow** for exit gates: ↓
- **GATE 3:** Exit for chemical and raw material unloaders
- **GATE 4:** Exit for collectors (separately announced if working as dispatch arrival gate too)
- Exit gates 3 and 4 open up, when vehicle distance to the gate is max. 2 meters.

Please note!

- Indoor dispatch: the maximum allowed vehicle length is 22 meters.
- For safety reasons, **smoking is strictly forbidden** at the factory area.



Personal protective equipment

- **Obligatory** minimum safety equipment at the factory area are the following: **safety boots, goggles** and a **reflective working suit**.
- **Face mask** against COVID-19 infection.
- Suitable working **gloves**.



Emergency guidance

- In a case of emergency, call the number 112



- Give the following address:

Gneissitie 2
04600 Mäntsälä



- Notify also the factory personnel about the situation.
- If the fire alarm sounds, move to the meeting point swiftly and calmly.
- The meeting points are located in front of the buildings as shown in the factory guide map.



FEEL
GOOD
INSIDE

